



District Report Card: 2017


State: Chhattisgarh	District: Surajpur
Class: 8	Subject: Mathematics
Schools: 51	Students: 1150


Participation/Coverage


Students

<div>GENDER</div> <div></div>	Boys		Girls	
	Number	%	Number	%
	594	51.65	556	48.35

<div>AREA</div> <div></div>	Rural		Urban	
	Number	%	Number	%
	1098	95.48	52	4.52

<div>CATEGORY</div> <div></div>	SC		ST		OBC		GEN	
	Number	%	Number	%	Number	%	Number	%
	75	6.52	553	48.09	480	41.74	42	3.65

<div>CWSN</div> <div></div>	LD	VI	HI	S&LD	ID	Oth
	2	2	3	7	3	1

<div>Management</div> <div></div>	Government		Government-aided	
	Number	%	Number	%
	1122	97.57	28	2.43

Average Performance of Students in Mathematics (%)

Overall	Gender		Area		Management		Social Group			
	Male	Female	Rural	Urban	Govt.	Aided	SC	ST	OBC	GEN
48.32	49.09	47.51	48.12	52.56	48.86	26.90	45.24	49.33	47.11	54.44

Performance on Learning Outcomes (LOs)

Learning Outcomes	Description	Average Performance(%)
M601	Solves problems involving large numbers by applying appropriate operations	56.14
M606	Solves problems on daily life situations involving addition and subtraction of fractions / decimals	54.91
M620	Finds out the perimeter and area of rectangular objects in the surroundings like floor of the class room, surfaces of a chalk box etc.	55.29
M621	Arranges given/collected information in the form of table, pictograph and bar graph and interprets them	43.16
M702	Interprets the division and multiplication of fractions	45.74
M705	Solves problems related to daily life situations involving rational numbers	40.35
M706	Uses exponential form of numbers to simplify problems involving multiplication and division of large numbers	52.76
M707	Adds/subtracts algebraic expressions	58.35
M710	Solves problems related to conversion of percentage to fraction and decimal and vice versa	40.17
M717	Finds out approximate area of closed shapes by using unit square grid/graph sheet	39.65
M719	Finds various representative values for simple data from her/his daily life contexts like mean, median and mode	53.78
M721	Interprets data using bar graph	61.72
M801	Generalizes properties of addition, subtraction, multiplication and division of rational numbers through patterns	42.07
M802	Finds rational numbers between two given rational numbers	51.55
M803	Proves divisibility rules of 2, 3, 4, 5, 6, 9 and 11	58.07
M804	Finds squares, cubes, square roots and cube roots of numbers using different methods	62.24
M808	Uses various algebraic identities in solving problems of daily life	36.72
M812	Verifies properties of parallelogram and establishes the relationship between them through reasoning	39.19
M818	Finds surface area and volume of cuboidal and cylindrical object	19.14
M819	Draws and interprets bar charts and pie charts	49.04

Range of Performance of Students who Answered Correctly							
Below 30%		30% - 50%		50% - 75%		Above 75%	
Number	%	Number	%	Number	%	Number	%
257	22.35	338	29.39	461	40.09	94	8.17

Lowest Performing Learning Outcomes (LOs)

- 1 - Finds surface area and volume of cuboidal and cylindrical object (19.14)
- 2 - Uses various algebraic identities in solving problems of daily life (36.72)
- 3 - Verifies properties of parallelogram and establishes the relationship between them through reasoning (39.19)

4 - Finds out approximate area of closed shapes by using unit square grid/graph sheet (39.65)

5 - Solves problems related to conversion of percentage to fraction and decimal and vice versa (40.17)